



Reflected Heat Design Inc.

Corp: 418 Highway 8, Stoney Creek, ON L8G 1G2



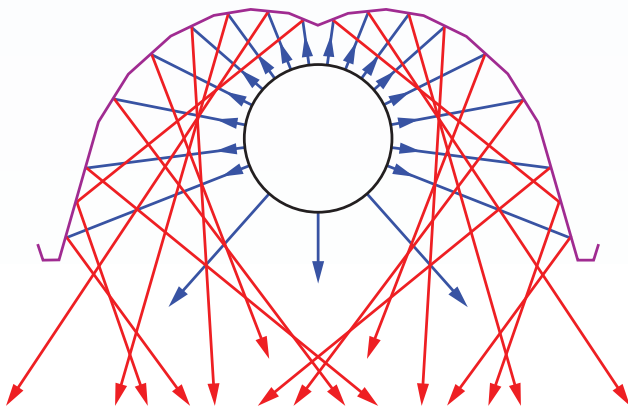
ONYX SERIES

Low Intensity Infrared Tube Heaters Single Stage • Two Stage



**High Performance
Fully Featured Low Intensity Infrared Heater**

100% SPECULAR REFLECTOR DESIGN



DECORATIVE GRILL OPTION



Low intensity Infrared heater that utilizes the best material and crafted for optimum performance.


- 100% SPECULAR design reflector
- Nickel chrome multi stage burner cup
- Resilient mounted blower assembly
- Field selectable 24V or 120V operation (single stage)
- 24VAC terminal block connection
- Simple installation
- Low profile burner cabinet
- Zero clearance hanger design
- Extra heavy duty tube coupling
- Reliable DSI ignition system c/w post purge
- Reduced electrical operating cost
- POTTED ignition module
- Durable powder coat UV resistant paint
- PVC Fresh Air Adaptor
- Type 1 flex gas hose
- Visible LED burner "ON" indicator

Optional Equipment:

- Side Reflector Kits
- Lower Shield Kit
- U-Tube or Elbow Kits
- Outdoor Operation
- Decorative Grill

Model 10-40-NG and 10-60-NG meet NFPA 30A Code for Motor Fuel Dispensing Facilities and Repair Garages. Maximum tube temperature 399°C (750°F)

Specifications



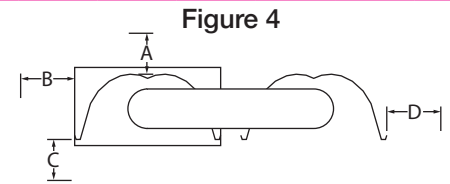
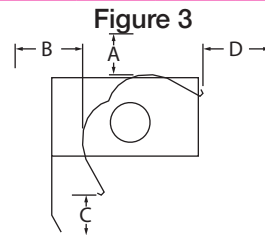
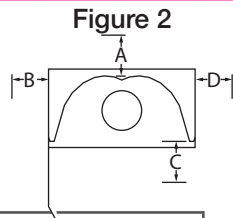
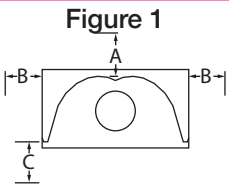
Reflected Heat Design Inc.

Burner Model	Burner Rate (-1) Single Stage (Btu/hr)	Burner Rate (-2) Two Stage (Btu/hr)	Length (ft)		Elect. / Gas Press. / Tubes
			Min.	Max.	
10-40-(1,2)*	40,000	30,000 / 40,000	10	20	Electrical: 1.6A, 115 VAC Gas Connection: 1/2" FNPT Manifold Pressure: 3.5" / 2.4" W.C. Nat. Gas 10.0" / 6.0" W.C. LP Gas Tube Diameter: 4" Tube Material: Aluminized heat treated, hot rolled, and stainless steel. Tube sections are 10 feet long.
10-40-NG*	40,000	30,000 / 40,000	20	30	
10-60-(1,2)*	60,000	45,000 / 60,000	15	20	
10-60-NG*	60,000	45,000 / 60,000	30	40	
10-80-(1,2)	80,000	60,000 / 80,000	20	40	
10-100-(1,2)	100,000	75,000 / 100,000	20	40	
10-125-(1,2)	125,000	95,000 / 125,000	30	50	
10-150-(1,2)	150,000	110,000 / 150,000	40	60	
10-175-(1,2)	175,000	130,000 / 175,000	40	60	
10-205-(1,2)	205,000	150,000 / 205,000	50	80	
10-225-(1,2)	225,000	165,000 / 225,000	60	80	

* Certified for residential use.

Burner Model	Dimension A				Dimension B				Dimension C				Dimension D			
	1	2	3	4	1	2	3	4	1	2	3	4	1	2	3	4
Figure	1	2	3	4	1	2	3	4	1	2	3	4	1	2	3	4
10-40-(1,2)	2	2	4	2	17	4	4	17	47	52	40	47	17	35	40	17
10-40-NG	2	2	4	2	4	4	4	4	28	32	16	29	4	6	16	4
10-60-(1,2)	2	2	4	2	24	4	4	24	60	58	51	59	24	38	47	24
10-60-NG	2	2	4	2	6	4	4	6	36	36	22	39	6	8	22	6
10-80-(1,2)	2	2	4	2	26	4	4	28	62	65	58	66	26	44	51	28
10-100-(1,2)	4	4	4	4	30	4	4	31	65	72	68	73	30	46	60	31
10-125-(1,2)	4	4	6	4	32	4	4	33	70	77	71	78	32	50	64	33
10-150-(1,2)	6	6	6	6	35	4	4	37	72	80	72	82	35	53	65	37
10-175-(1,2)	6	6	8	6	40	4	4	40	80	82	75	83	40	55	68	40
10-205-(1,2)	6	6	8	6	43	4	4	46	84	84	78	85	43	58	72	46
10-225-(1,2)	6	6	8	6	45	4	4	48	87	84	82	87	45	58	78	48

Dimensions are in inches. Other configurations are available. See installation manual for complete listing of configurations and specifications. Data from the installation manual and the rating plate supercede the information published in the literature.



Distributed by:



Hydronic HVAC
Sales

www.hydrnichvac.com

Sales & Technical Support:

Tel (877) 936-4822 (HVAC)

Fax (877) 561-4822 (HVAC)

Email sales@hydrnichvac.com